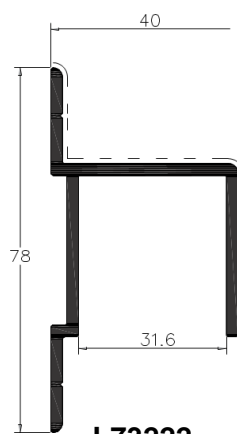



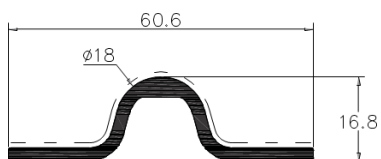
**L73221**




**L73222**



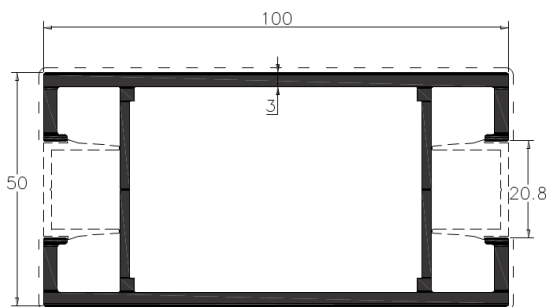
**L73240**



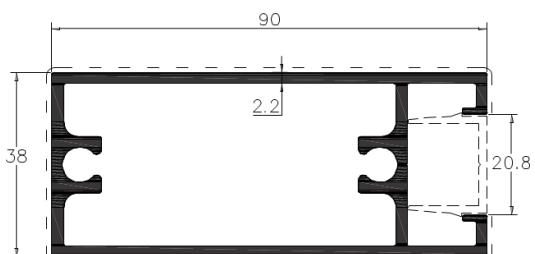
**L73241**



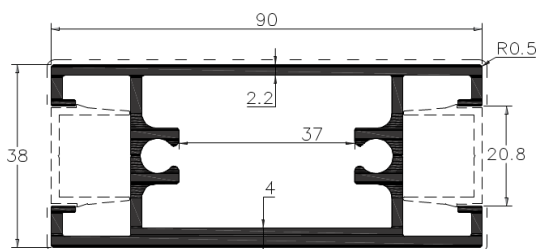
**L73242**



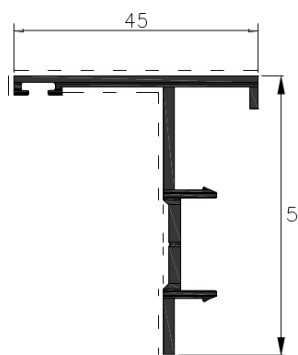
**L73251**



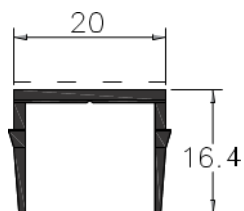
**L73252**



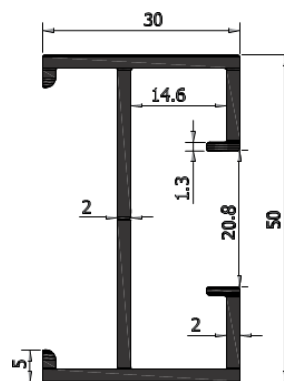
**L73253**



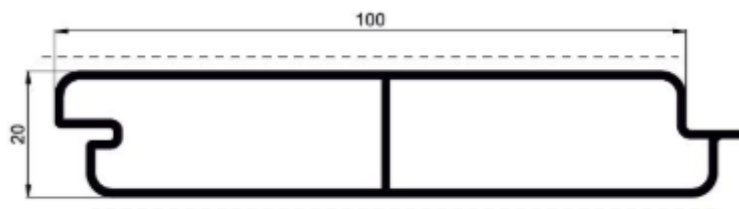
**L73254**



**L73255**



**L73259**



**PO3621**

# solução construtiva

versão; solução caixa 20mm / topo-topo  
 linhas; rectas  
 tipologia; batente 1 folha c/travessa

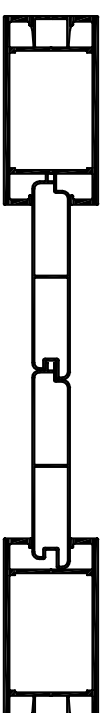
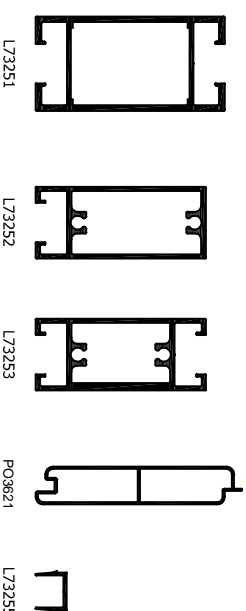
quantitativo de material

perfis

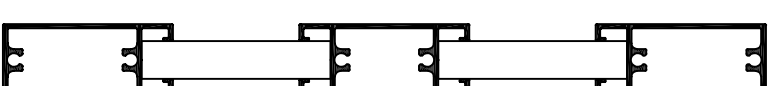
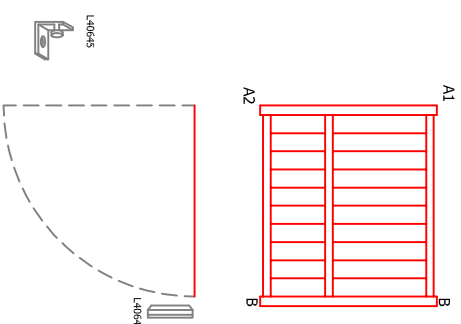
| referência | designação           | quantidade | obs.    |
|------------|----------------------|------------|---------|
| L73251     | pinno vertical       | 2H         | 90º/90º |
| L73252     | travessa sup./inf.   | 2L         | 90º/90º |
| L73253     | travessa central     | 1L         | 90º/90º |
| PO3821     | Chapa/régua 100 x 20 | 1H x n     | 90º/90º |
| L73255     | tapete juntas        | 2H         | 90º/90º |

acessórios - vedantes

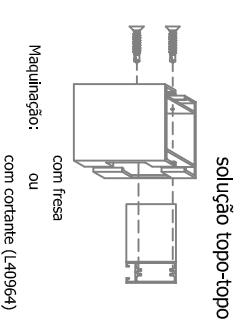
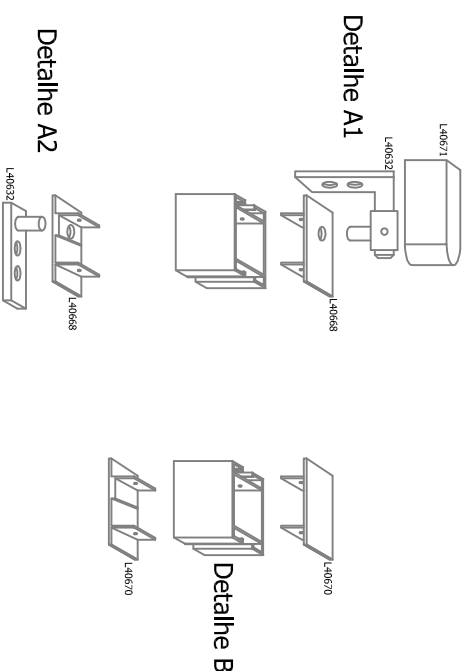
| referência | designação                           | quantidade | obs.  |
|------------|--------------------------------------|------------|-------|
| L40632     | pivot-fixador dobradiça portões      | 1          | latão |
| L40641     | batente lateral portões              | 1          | alu.  |
| L40645     | batente portões                      | 1          | alu.  |
| L40668     | tampa pivot portões c/ furo cx. 20mm | 1          | alu.  |
| L40670     | tampa portões cx. 20mm               | 1          | alu.  |
| L40671     | tampa para pivot latão               | 1          | nylon |
| L30506     | fechadura portões                    | 1          | ...   |



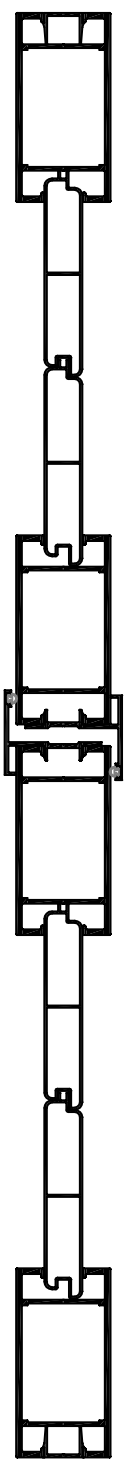
corte horizontal  
 escala: 1/4



corte vertical  
 escala: 1/4



# solução construtiva



versão; solução caixa 20mm / topo-topo

linhas; rectas

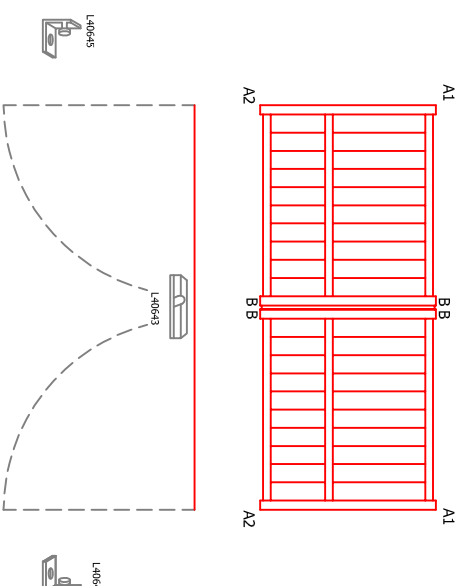
tipologia; batente 2 folhas c/travessa

corte horizontal  
escala: 1/4

quantitativo de material

perfis

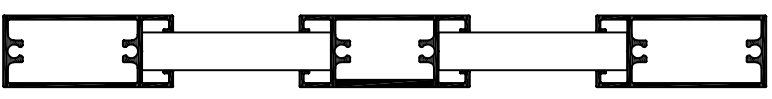
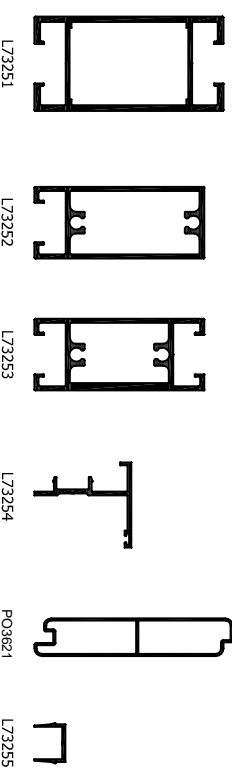
| referência | designação          | quantidade | obs.    |
|------------|---------------------|------------|---------|
| L73251     | pinno vertical      | 4H         | 90º/90º |
| L73252     | travessa sup./inf.  | 2L         | 90º/90º |
| L73253     | travessa central    | 1L         | 90º/90º |
| L73254     | batente             | 2H         | 90º/90º |
| PO3821     | Chapa/égua 100 x 20 | 1H x n     | 90º/90º |
| L73255     | tapa juntas         | 2H         | 90º/90º |



## acessórios - vedantes

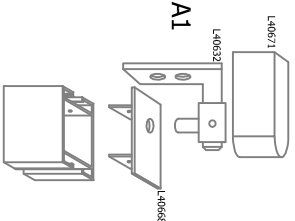
| referência | designação                               | quantidade | obs.  |
|------------|--|------------|-------|
| L20230     | vedante batente exterior                 | 2H         | epdm  |
| L40632     | pivo-fixador dobradiça portões           | 2          | latão |
| L40643*    | batente chão 2ª folha portões c/afinação | 1          | alu.  |
| L40645     | batente portões                          | 2          | alu.  |
| L40668     | tampa pivot portões c/ furo cx. 20mm     | 2          | alu.  |
| L40670     | tampa portões cx. 20mm                   | 2          | alu.  |
| L40671     | tampa para pivot latão                   | 2          | nylon |

\* portões motorizados utilizar L40642

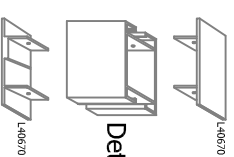


corte vertical  
escala: 1/4

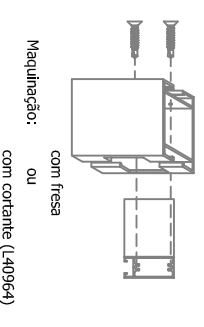
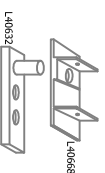
### Detalhe A1



### Detalhe B



### Detalhe A2



solução topo-topo

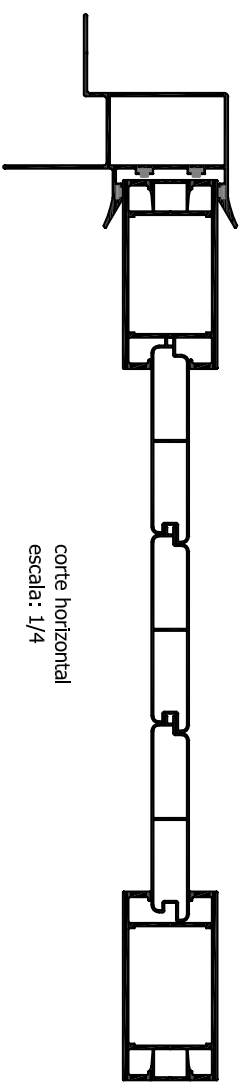
Maquinção:  
com fresa  
ou  
com cortante (L40964)

# solução construtiva

versão; solução caixa 20mm / topo-topo

linhas; rectas

tipologia; correr c/travessa



corte horizontal  
escala: 1/4

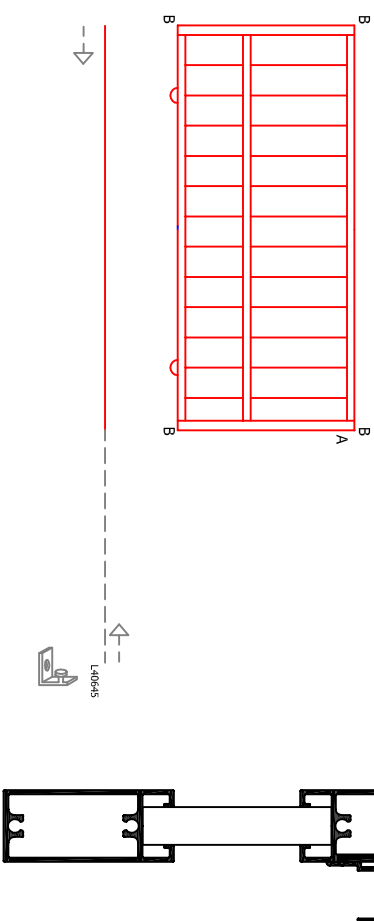
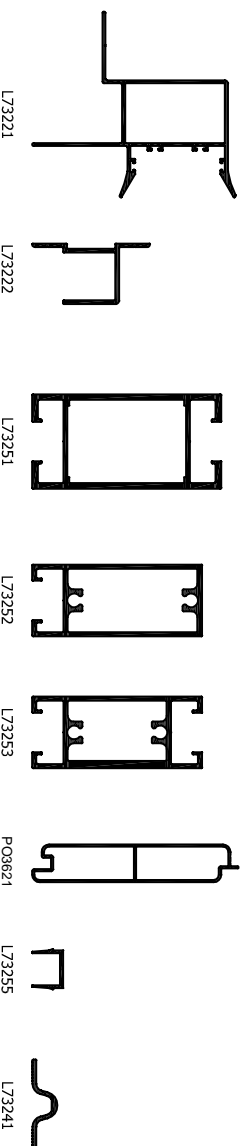
quantitativo de material

perfis

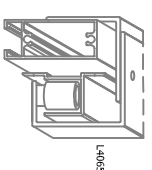
| referência | designação           | quantidade | obs.    |
|------------|----------------------|------------|---------|
| L73221     | lateral correr       | 1H         | 90º/90º |
| L73222     | calha lateral correr | 1L         | 90º/90º |
| L73251     | prumo vertical       | 2H         | 90º/90º |
| L73252     | travessa sup./inf.   | 2L         | 90º/90º |
| L73253     | travessa central     | 1L         | 90º/90º |
| PO3621     | Chapa/régua 100 x 20 | 1H x n     | 90º/90º |
| L73255     | tapa juntas          | 2H         | 90º/90º |
| L73241     | rail portão correr   | 2L         | 90º/90º |

acessórios - vedantes

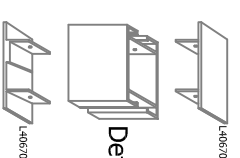
| referência | designação              | quantidade | obs.  |
|------------|-------------------------|------------|-------|
| L20411     | pelúcia 7 x 5           | 4H         | ...   |
| L40645     | baterne portões         | 1          | alu.  |
| L40651     | guia correr portões     | 1          | alu.  |
| L40654     | rolêlana correr portões | 2          | nylon |
| L40664     | tampa portões c. 15,7mm | 2          | alu.  |



Detalhe A

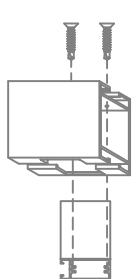


Detalhe B



corte vertical  
escala: 1/4

solução topo-topo



Maquinção:  
com fresa  
ou  
com cunhante (L40964)